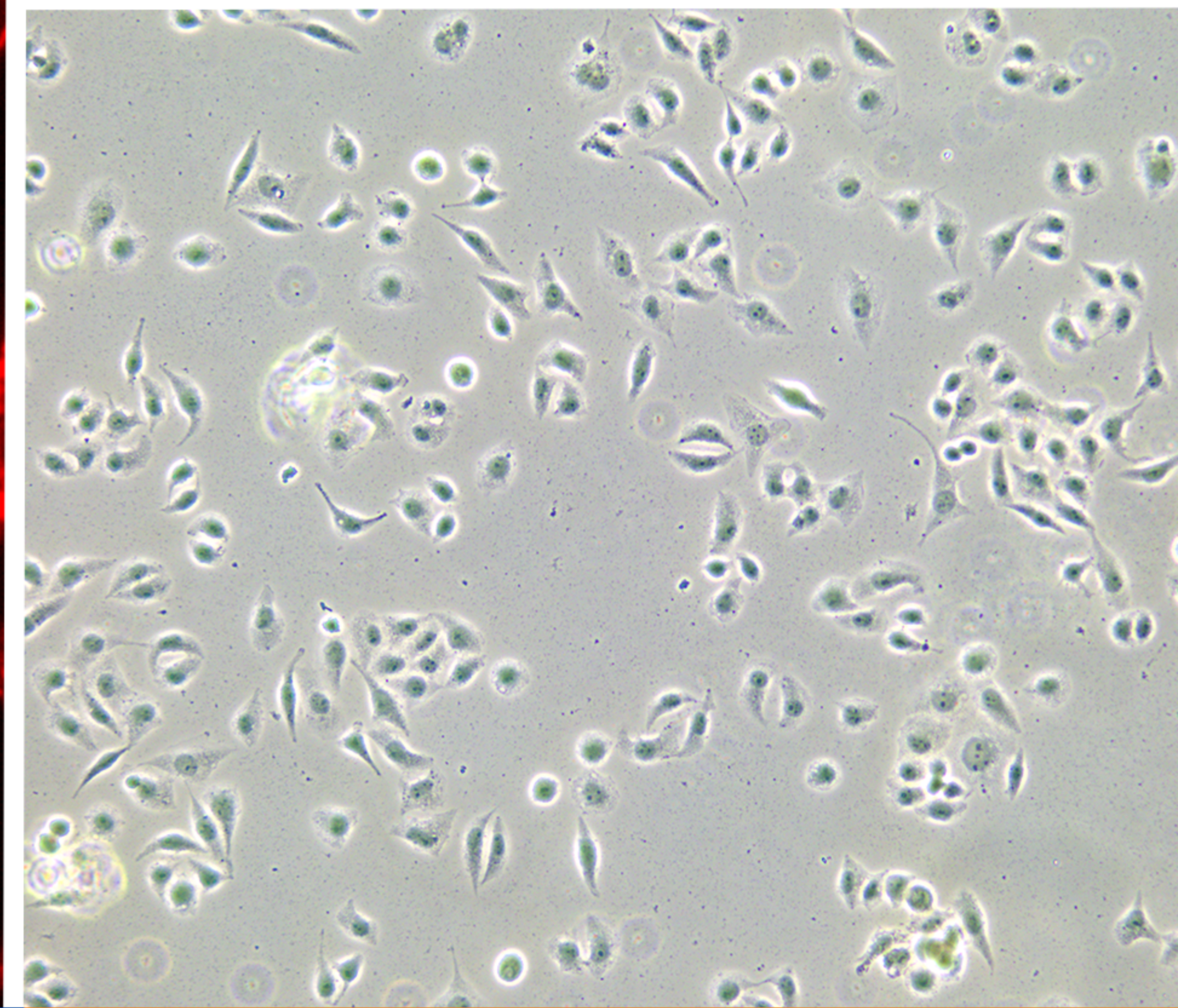
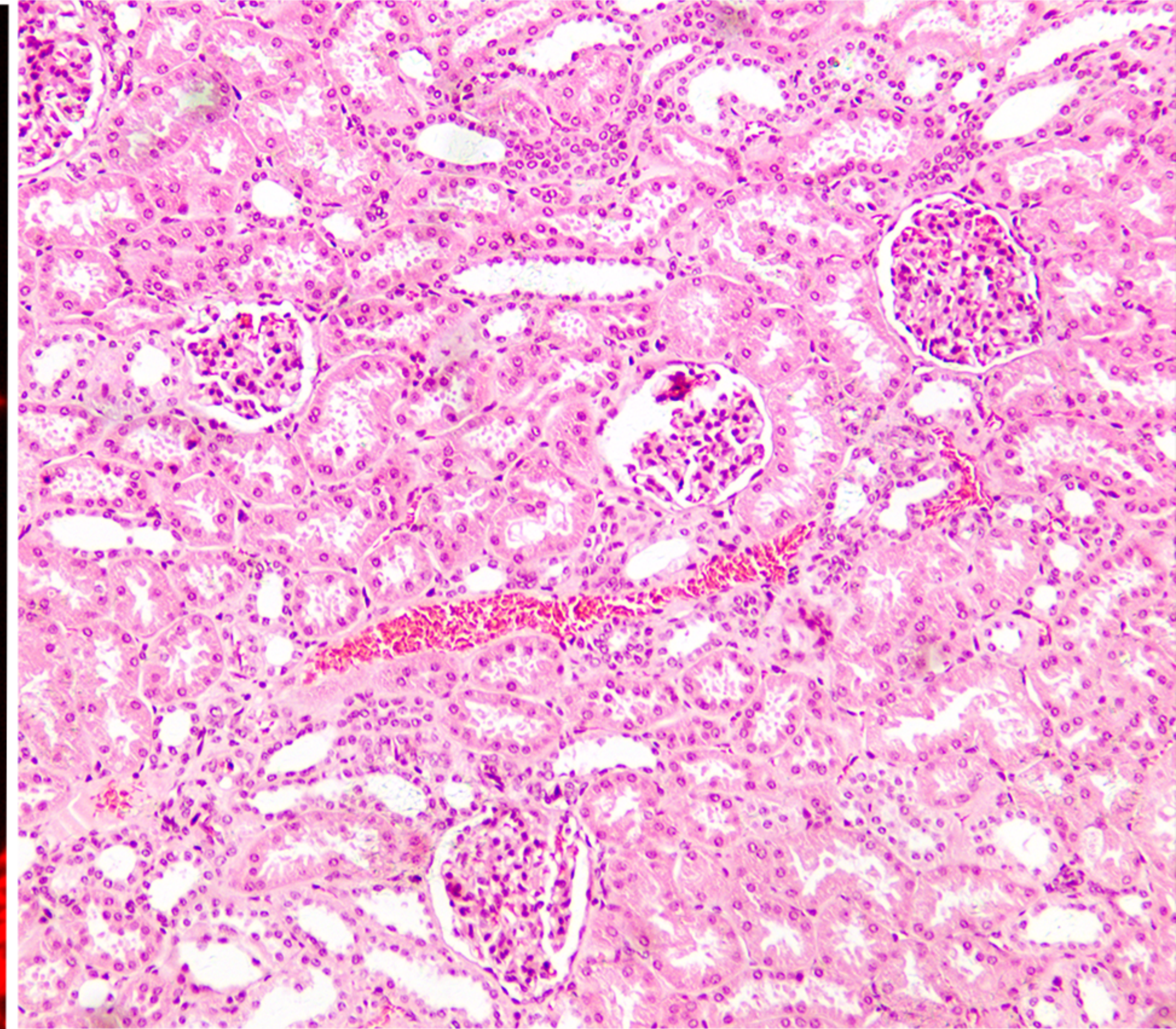
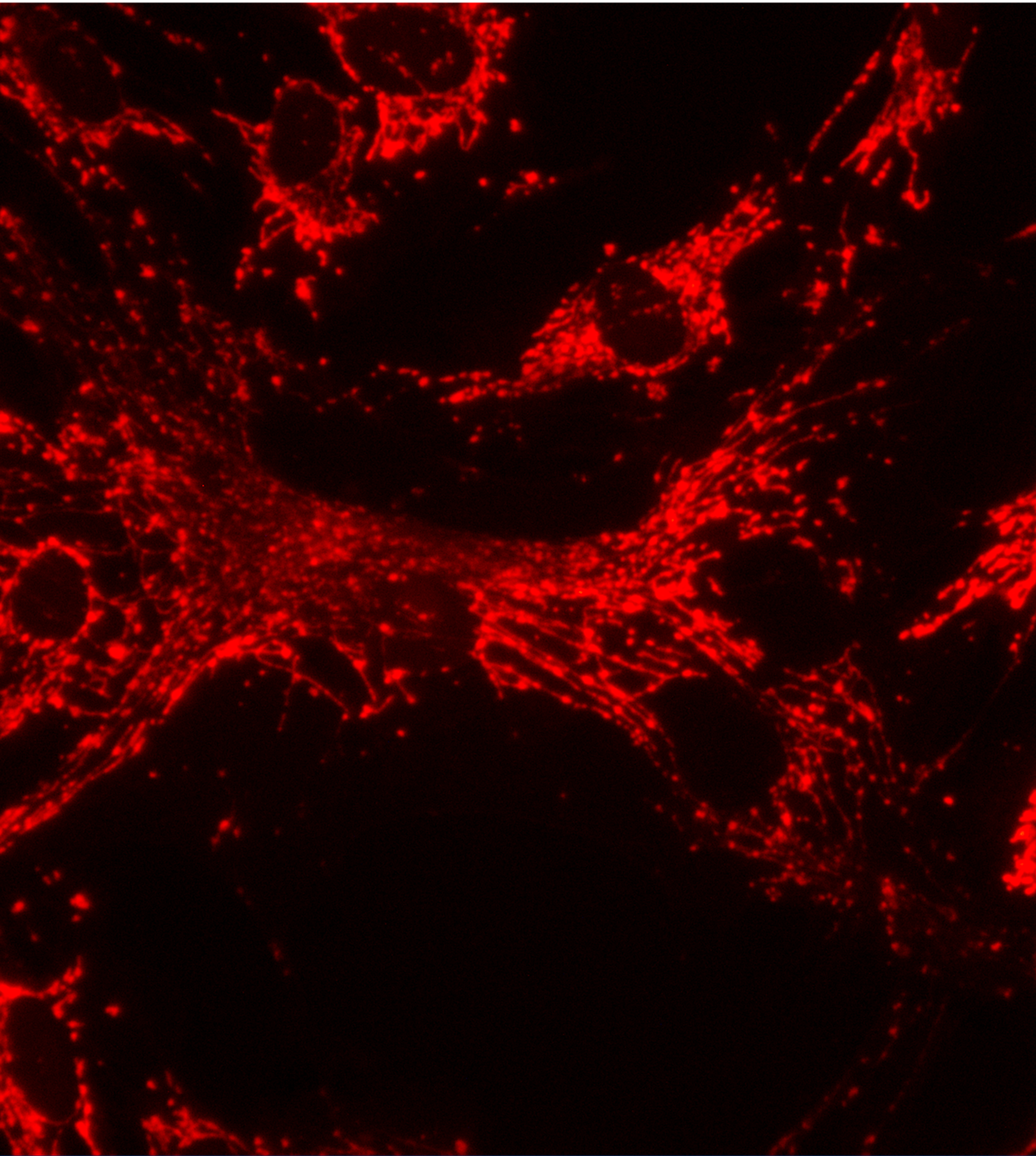


Intelligent Imaging for Great Discoveries



Microscope digital camera MSX3

- Back-illuminated image sensor with ultra-high sensitivity
- 1:1 square sensing, restore eyepiece field of view
- Up to 27fps at 12.50 megapixels



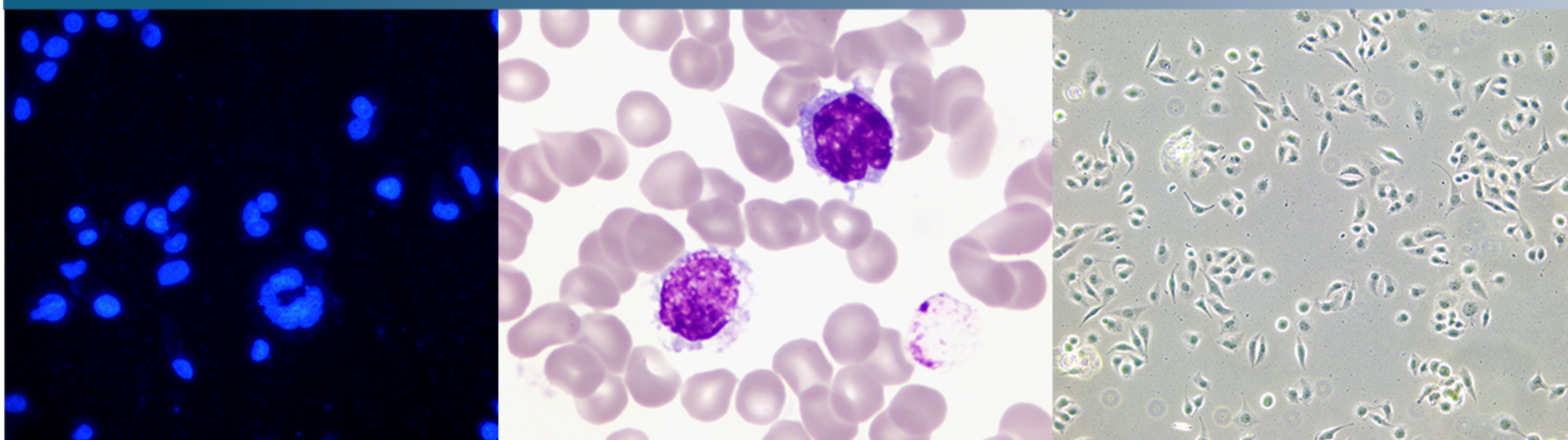


MSX3

MSX3 is a high-sensitivity digital camera with innovative back-illuminated image sensor that not only has excellent light sensitivity, but also achieves excellent low noise characteristics. Even in the dark, the colors and textures of hard-to-recognize subjects can be reproduced realistically, greatly improving the performance of digital cameras in low-light conditions.

Features:

- (1) 12.5 megapixels high-resolution
- (2) Back-illuminated image sensor with excellent low-noise and high-sensitivity performance
- (3) The aspect ratio of the field of view is 1:1, truly restores what is seen through the eyepiece



Technical parameters

Item	Specifications	
Model	MSX3	
Effective pixels	12MP	
Sensor size	1/1.6 inches	
Pixel size	2.0um × 2.0 um	
Resolution and frame rate	Resolution	Frame
	3536 × 3536	27fps
	1768 × 1768	60fps
	Any size ROI	
Scanning Mode	Progressive scanning / continuous output	
Shutter	Rolling shutter	
Exposure time	100us ~ 15s	
Effective gain	1x - 15x	
Spectral Response	380nm ~ 650nm (With IRCUT)	
Trigger mode	Software trigger	
Exposure	Manual / AUTO / area exposure	
White balance	Manual / One push push / Area	
Image format	TIF、BMP、JPG、RAW	
Software Interface	DirectShow / TWAIN	
Operating system	Windows 7/8/10 32/64bit	
Data interface	USB3.0 , 5Gb/s	
Camera interface	C-mount adapter	
Power supply	USB 5V	
Operating environment	Temp:0~40°C; humidity:10%~90%RH (No condensation)	

MICRO-SHOT TECHNOLOGY LIMITED

Rm 506, Lobby A, Vanke Cloud, 1933 Huaguan Road, Guangzhou, China
 WEBSITE: www.m-shot.com TEL: +86-20-38262481 E-mail: sales@mshot.com

